A2

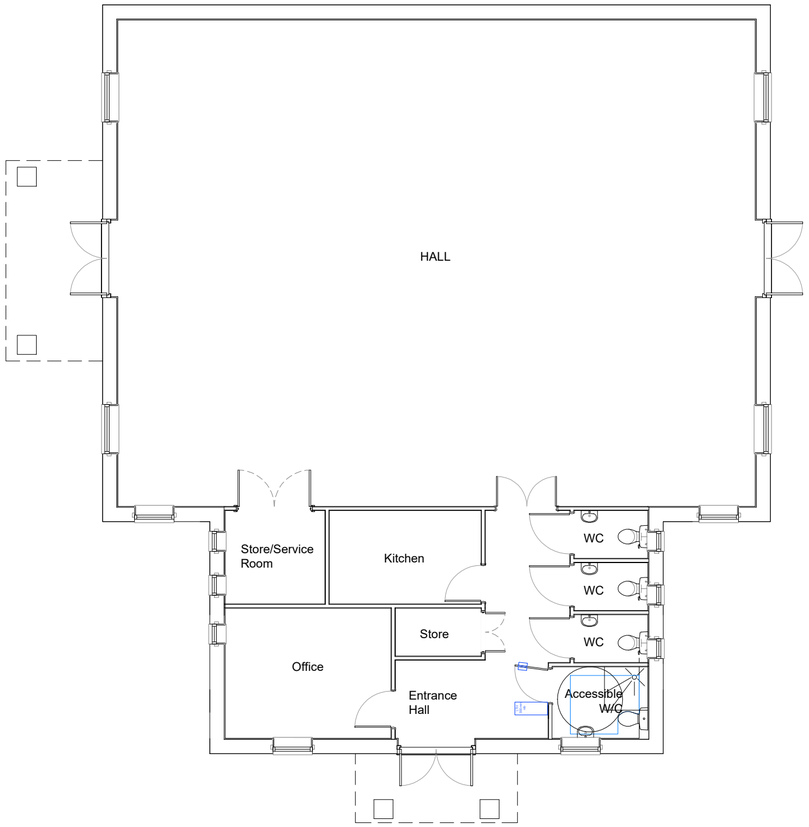

Ground Floor Plan

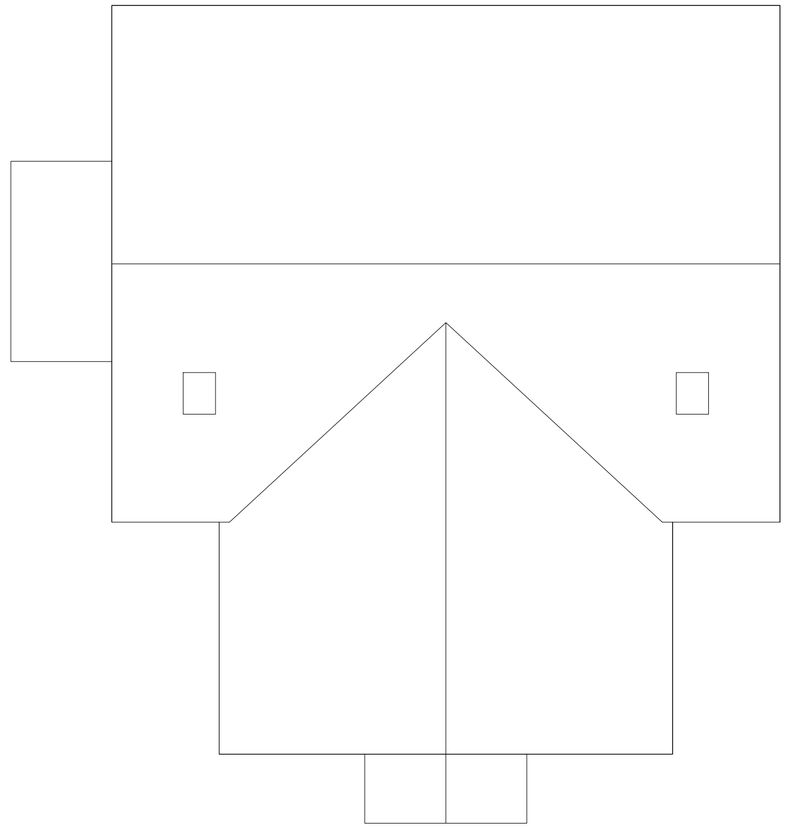

Roof Plan

scale 1:100

0 2m 4m 6m

Romsey Office
Building 300, The Grange,
Romsey Road,
Michelmersh,Romsey,
Hampshire, SO51 0AE
T:01794 367703 F:01794 367276

Portishead Office
Unit 5, Middle Bridge Business Park, Bristol Road,
Portishead
Bristol, BS20 6PN
T:01275 407000 F:01794 367276

www.thrivearchitects.co.uk

This drawing is the copyright of Thrive Architects Ltd ©. All rights reserved. Ordnance Survey Data © Crown Copyright. All rights reserved. Licence No. 100007359. DO NOT scale from this drawing. Contractors, Sub contractors and Suppliers are to check all relevant dimensions and levels of the site and building before commencing any shop drawings or building work. Any discrepancies should be recorded to the Architect. Where applicable this drawing is to be read in conjunction with the Consultants' drawings.

Rev	Description	Date	Au	Ch
A	Planning Issue.	17.12.21	FK	VL
A1	Planning Issue.	03.02.22	FK	VL
B	Sheet size reduced to A2 and elevation sketch removed. Issued for Planning.	26.05.22	NC	
C	Roof reduced floor plans adjusted to suit	25.03.25	SC	
D	Floor area reduced	16.05.25	ZC	
	Store name adjusted to include service room	17.06.25	NC	
	Side canopy removed	09.07.25	ZC	

Project	**Canford Park, Poole**		
Drawing	**Community Hall Floor Plan**		
Client	**Taylor Wimpey**		
Job no.	**TAYL190304**	Date	**Aug 2021**
Dwg no.	**CH.01.p**	Rev.	**D**
Author	**FK** Checker	Scale	**1:100 at A2**
Status	PLANNING	Office	**Romsey**
Client ref.			

thrive. architects

A2

Front Elevation

- Roof Material - Brazilian Slate "Graphite"
- Wall Material - Brick - Forterra Kirton Arden Red

Side Elevation



Rear Elevation

Side Elevation

scale 1:100

0 2m 4m 6m

Romsey Office
Building 300, The Grange,
Romsey Road,
Michelmersh,Romsey,
Hampshire, SO51 0AE
T:01794 367703 F:01794 367276

Portishead Office
Unit 5, Middle Bridge Business Park, Bristol
Road,
Portishead
Bristol, BS20 6PN
T:01275 407000 F:01794 367276

www.thrivearchitects.co.uk

This drawing is the copyright of Thrive Architects Ltd ©. All rights reserved. Ordnance Survey Data © Crown Copyright. All rights reserved. Licence No. 100007359. DO NOT scale from this drawing. Contractors, Sub contractors and Suppliers are to check all relevant dimensions and levels of the site and building before commencing any shop drawings or building work. Any discrepancies should be recorded to the Architect. Where applicable this drawing is to be read in conjunction with the Consultants' drawings.

Rev	Description	Date	Au	Ch
A	Planning Issue.	17.12.21	FK	VL
A1	Planning Issue.	03.02.22	FK	VL
B	Sheet size reduced to A2 and elevation sketch removed. Issued for Planning.	26.05.22	NC	
C	Roof reduced	25.03.25	SC	
D	Footprint reduced, elevations updated.	16.06.25	NC	SC/VL
	Side canopy removed	09.07.25	ZC	

Project	**Canford Park, Poole**		
Drawing	**Community Hall Elevations**		
Client	**Taylor Wimpey**		
Job no.	**TAYL190304**	Date	**Aug 2021**
Dwg no.	**CH.01.e**	Rev.	**D**
Author	**FK** Checker **VL**	Scale	**1:100 at A2**
Status	PLANNING	Office	**Romsey**
Client ref.			

thrive. architects

Planting Schedule

Trees

Species Name	Girth	Height	Density	Specification	No.
Acer campestre 'Streetwise'	12-14cm	350-425cm	Counted	Heavy Standard ,Clear Stem min. 200 ,C	6 -
Acer campestre 'William Caldwell'	12-14cm	350-425cm	Counted	Heavy Standard ,Clear Stem min. 200 ,C	2 -
Ulmus 'New Horizon'	12-14cm	350-425cm	Counted	Heavy Standard ,Clear Stem min. 200 ,RB	2 -
					Total :10

Shrubs

Species Name	Height	Pot Size	Specification	Density	No.
Choisya 'Aztec Pearl'	30-40cm	5L	Bushy	4/m²	23 -
Hebe rakaiensis	30-40cm	5L	Bushy	4/m²	44 -
Lavandula intermedia 'Alba'	20-30cm	5L	Bushy ,C	4/m²	18 -
Philadelphus 'Belle Etoile'	30-40cm	5L	Bushy	4/m²	8 -
Pieris japonica 'Purity'	30-40cm	5L	Bushy	4/m²	10 -
Pittosporum tenuifolium 'Golf Ball'	30-40cm	5L	Bushy	4/m²	36 -
Rosmarinus officinalis 'Miss Jessopp's Upright'	30-40cm	5L	Bushy ,C	4/m²	29 -
Sarcococca hookerana digy. 'Purple Stem'	30-40cm	5L	Bushy ,C	4/m²	16 -
Skimmia japonica 'Kew White'	30-40cm	5L	Bushy ,C	4/m²	16 -
Viburnum davidii	30-40cm	5L	Bushy ,C	4/m²	18 -

Hedges

Species Name	Height	Specification	Density	No.
Griselinia littoralis	40-60cm	Bushy ,BR	0.3Ctr Double Staggered at 0.4m offset	1268 -

Herbaceous

Species Name	Pot Size	Specification	Density	No
Deschampsia cespitosa	3L	Full Pot	4/m²	34 -

Specimen Grass Planting

Species Name	Pot Size	Specification	Density	No.
Stipa gigantea	5L	Full Pot	Counted	12 -

Shrub Mix 1

Species	Specification	Density	Percentage Contribution	Number
Berberis thunbergii 'Harlequin'	Branched; 5 breaks	4/m²	25%	18 -
Hebe 'Great Orme'	Branched; 5 breaks	4/m²	25%	18 -
Pittosporum tenuifolium 'Tom Thumb'	Branched; 5 breaks	4/m²	25%	18 -
Viburnum 'Eskimo'	Branched; 5 breaks	4/m²	25%	18 -
				Total :72 -

Shrub Mix 2

Species	Specification	Density	Percentage Contribution	Number
Choisya 'Aztec Pearl'	Bushy	3/m²	25%	51 -
Cornus alba 'Sibirica'	Bushy	3/m²	25%	51 -
Cornus sanguinea	Branched	3/m²	25%	51 -
Photinia fraseri 'Red Robin'	Bushy	3/m²	25%	51 -
				Total :204 -

Shrub Mix 3

Species	Specification	Density	Percentage Contribution	Number
Hebe rakaiensis	Bushy ,7 brks ,C	4/m²	25%	55 -
Sarcococca confusa	Bushy ,7 brks ,C	4/m²	25%	55 -
Skimmia japonica 'Bronze Knight'	Bushy ,4 brks ,C	4/m²	25%	55 -
Viburnum opulus 'Compactum'	Bushy ,4 brks ,C	4/m²	25%	55 -
				Total :220 -

Shrub Mix 4

Species	Specification	Density	Percentage Contribution	Number
Euonymus jap. 'Micro. Albovariegatus'	Bushy ,7 brks ,C	4/m²	25%	98 -
Hebe albicans 'Red Edge'	Bushy ,7 brks ,C	4/m²	25%	98 -
Lavandula angustifolia 'Hidcote'	Bushy ,7 brks ,C	4/m²	25%	98 -
Pachysandra terminalis 'Green Carpet'	Bushy ,7 brks ,C	4/m²	25%	98 -
				Total :392 -

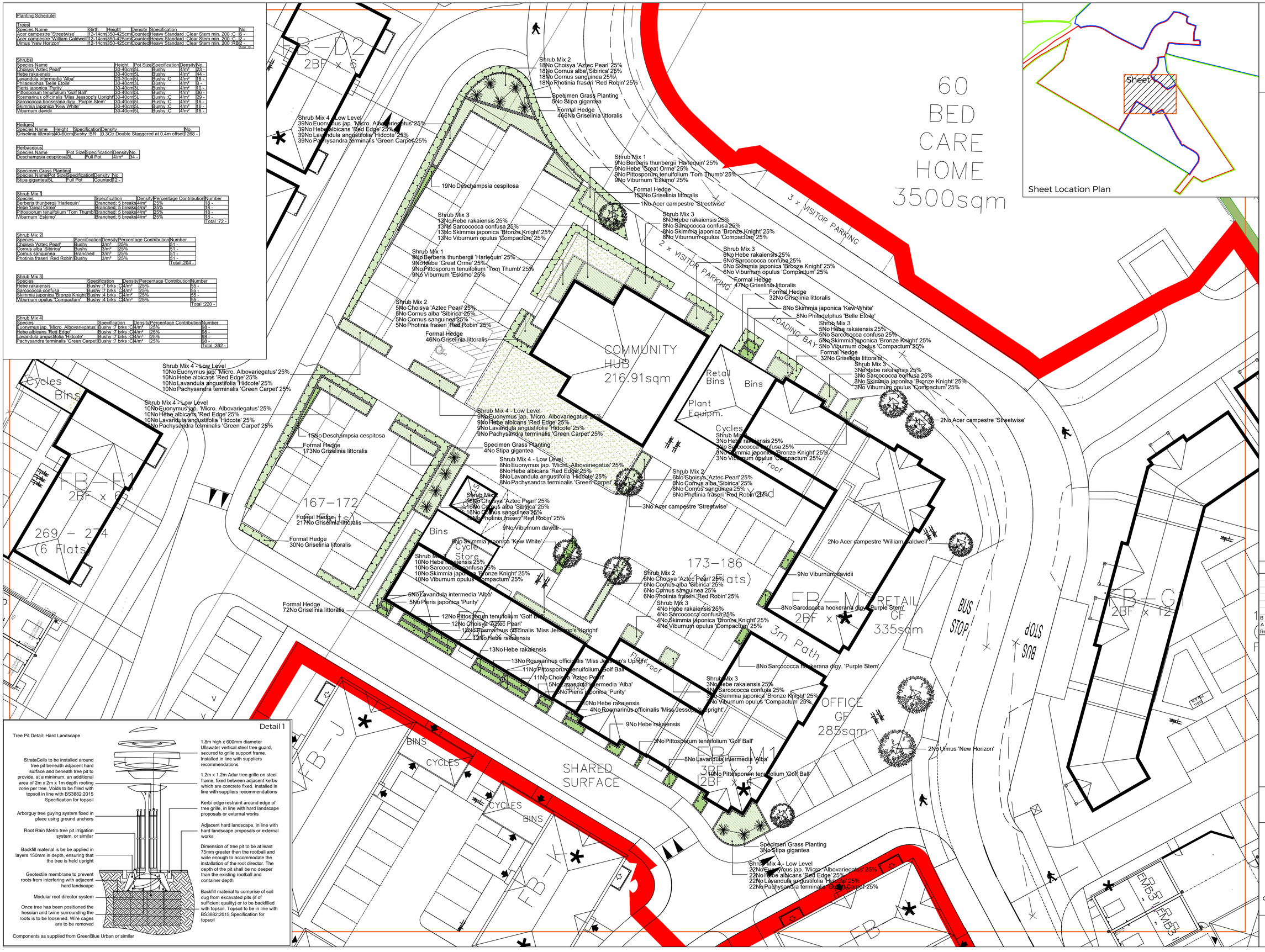

Detail 1

Tree Pit Detail: Hard Landscape

StrataCells to be installed around tree pit beneath adjacent hard surface and beneath tree pit to provide, at a minimum, an additional area of 2m x 2m x 1m depth rooting zone per tree. Voids to be filled with topsoil in line with BS3882:2015 Specification for topsoil

Arborguy tree guying system fixed in place using ground anchors

Root Rain Metro tree pit irrigation system, or similar

Backfill material is be be applied in layers 150mm in depth, ensuring that the tree is held upright

Geotextile membrane to prevent roots from interfering with adjacent hard landscape

Modular root director system

Once tree has been positioned the hessian and twine surrounding the roots is to be loosened. Wire cages are to be removed

1.8m high x 600mm diameter Ullswater vertical steel tree guard, secured to grille support frame. Installed in line with suppliers recommendations

1.2m x 1.2m Adur tree grille on steel frame, fixed between adjacent kerbs which are concrete fixed. Installed in line with suppliers recommendations

Kerb/ edge restraint around edge of tree grille, in line with hard landscape proposals or external works

Adjacent hard landscape, in line with hard landscape proposals or external works

Dimension of tree pit to be at least 75mm greater then the rootball and wide enough to accommodate the installation of the root director. The depth of the pit shall be no deeper than the existing rootball and container depth

Backfill material to comprise of soil dug from excavated pits (if of sufficient quality) or to be backfilled with topsoil. Topsoil to be in line with BS3882:2015 Specification for topsoil

Components as supplied from GreenBlue Urban or similar

SPECIFICATION
All works generally, to comply with the written Soft Landscape Specification.

NOTES:
DO NOT SCALE FROM DRAWING
NOT FOR CONSTRUCTION, FOR PLANNING PURPOSES ONLY

Legend

- Existing trees to be retained and protected during construction in accordance with arboricultural survey
- Proposed tree planting within hard landscape. See detail 1 on sheet 1
- Proposed specimen ornamental grass planting.
- Proposed Formal hedge planting to be planted in a double staggered row 300mm apart and at 400mm centres in each row. To be maintained at 1m height and 600mm where visibility splays to be maintained
- Proposed shrub planting to receive 75mm bark mulch after planting operations
- Proposed decorative mix shrub planting to be planted in groups of 5-7no. of each species to receive 75mm bark mulch after planting operations
- Proposed grass areas to receive good quality species rich amenity grass turves laid in line with good horticultural practices
- Cut lines

Planting Schedule on Sheet 1

Rev	Date	Details	Drawn
B	04.09.25	Amendments to Layout	RH
A	19.08.25	Client Comments	RH

ACD ENVIRONMENTAL

HEAD OFFICE
Rodbourne Rail Business Centre, Grange Lane, Malmesbury, SN16 0ES
Tel: 01666 825646

4 & 5 The Old Mill, Fry's Yard, Bridge Street, Godalming, GU7 1HP
Tel: 01483 425714

Suite 6, Crescent House, Yonge Close, Eastleigh, SO50 9SX
Tel: 02382 026300

email: mail@acdenv.co.uk
www.acdenvironmental.co.uk

Taylor Wimpey

scheme: Canford Park, North Poole
client: Taylor Wimpey
drawing: NMA Community Hub - Soft Landscape Proposals
date: August 2025
scale: 1:200@A1
drawing no: TWSC23422 13 Sheet 1
drawn: RH checked: DKM

Copyright of ACD Environmental Ltd. All rights described in Chapter IV of the Copyright, Designs and Patents Act 1988 have been generally asserted. 2011. Copyright of this plan remains with ACD until all fees have been paid in full.

A3

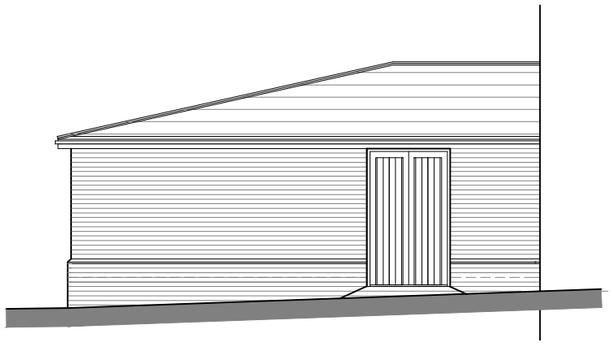

Front Elevation

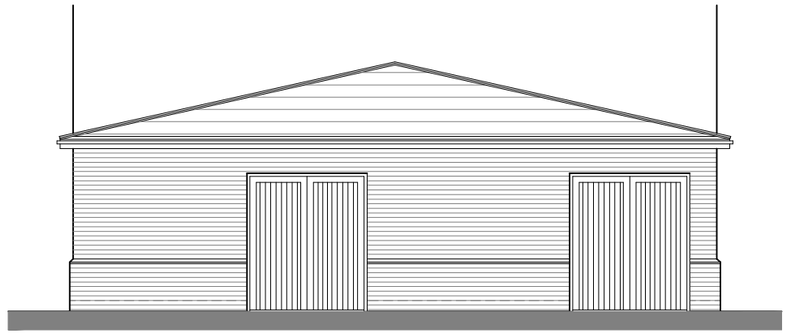

Side Elevation

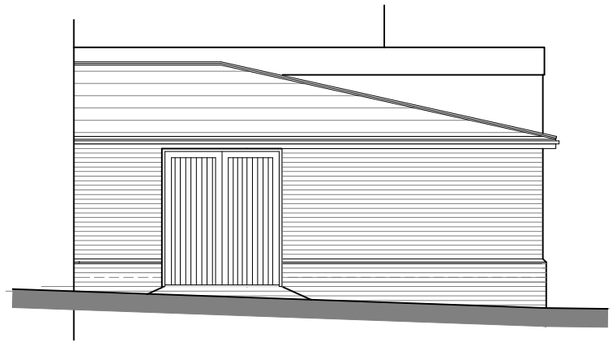

Rear Elevation

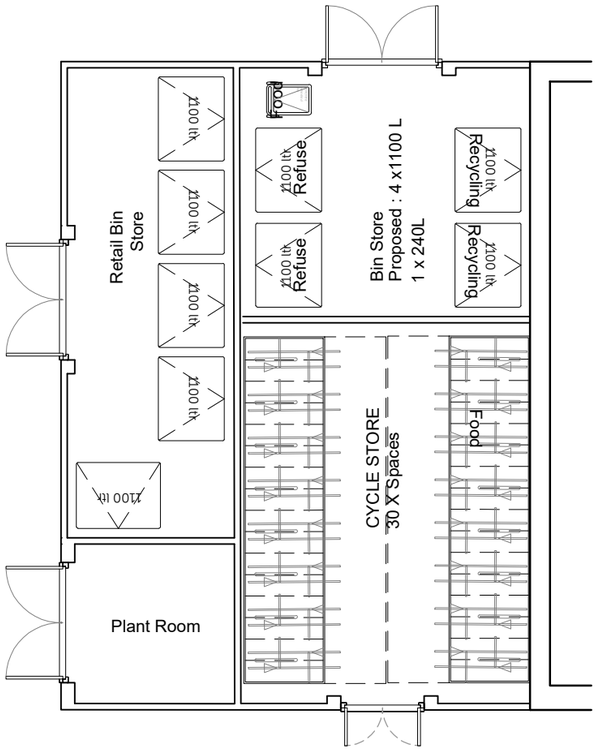

Ground Floor Plan

scale 1:100

0 2m 4m 6m

Romsey Office
Building 300, The Grange,
Romsey Road,
Michelmersh, Romsey,
Hampshire, SO51 0AE
T:01794 367703 F:01794 367276

Portishead Office
Unit 5, Middle Bridge Business Park,
Bristol Road,
Portishead
Bristol, BS20 6PN
T:01275 407000 F:01794 367276

www.thrivearchitects.co.uk

This drawing is the copyright of Thrive Architects Ltd ©. All rights reserved. Ordnance Survey Data © Crown Copyright. All rights reserved. Licence No. 100007359. DO NOT scale from this drawing. Contractors, Sub-Contractors and Suppliers are to check all relevant dimensions and levels of the site and building before commencing any shop drawings or building work. Any discrepancies should be recorded to the Architect. Where applicable this drawing is to be read in conjunction with the Consultants' drawings.

Rev	Description	Date	Au	Ch
A	Planning Issue	31.03.22	FK	
A1	Bin store door widened.	29.04.22	NC	
B	Issued for Planning	20.05.22	NC	
C	Issued for Planning	20.06.24	CJB	
D	Cycle arrangement as per approved application	22.09.24	ZC	
E	Cycle /bin store updated , retail bin/ plant room added	30.07.25	ZC	

Project	**Canford Park, Poole**		
Drawing	**Bin & Cycle Store (FB-M) Plan & Elevations**		
Client	**Taylor Wimpey (Southern)**		
Job no.	**TAYL190304**	Date	**01.02.22**
Dwg no.	**BCS07_pe**	Rev.	**E**
Author	**FK**	Checker	
Scale	**1:100 at A3**		
Status	PLANNING	Office	**Romsey**
Client ref.			

thrive. architects

A3

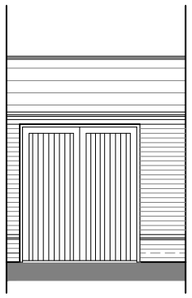

Front Elevation

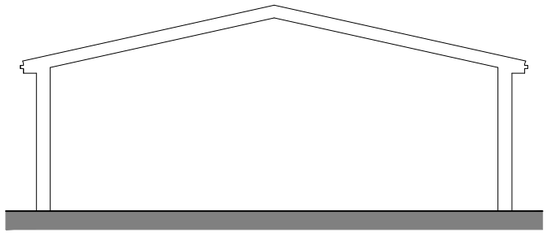

Side Elevation

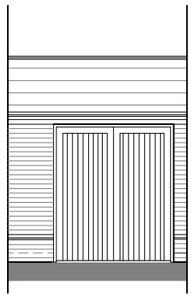

Rear Elevation

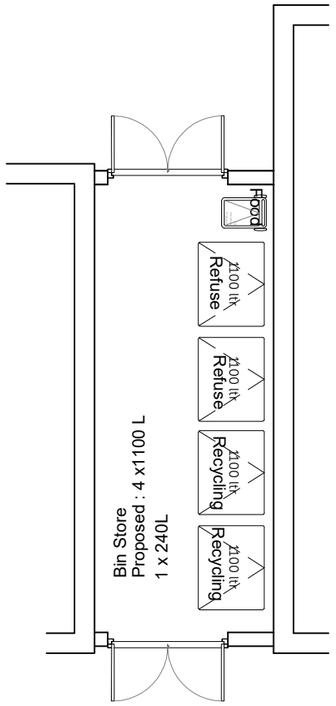

Ground Floor Plan

scale 1:100

0 2m 4m 6m

Romsey Office
Building 300, The Grange,
Romsey Road,
Michelmersh, Romsey,
Hampshire, SO51 0AE
T:01794 367703 F:01794 367276

Portishead Office
Unit 5, Middle Bridge Business Park,
Bristol Road,
Portishead
Bristol, BS20 6PN
T:01275 407000 F:01794 367276

Rev	Description	Date	Au	Ch
A	Planning Issue	30.07.25	ZC	

www.thrivearchitects.co.uk

This drawing is the copyright of Thrive Architects Ltd ©. All rights reserved. Ordnance Survey Data © Crown Copyright. All rights reserved. Licence No. 100007359. DO NOT scale from this drawing. Contractors, Sub-Contractors and Suppliers are to check all relevant dimensions and levels of the site and building before commencing any shop drawings or building work. Any discrepancies should be recorded to the Architect. Where applicable this drawing is to be read in conjunction with the Consultants' drawings.

Project	**Canford Park, Poole**		
Drawing	**Bin Store (FB M-LEFT WING)** **Plan & Elevations**		
Client	**Taylor Wimpey (Southern)**		
Job no.	**TAYL190304**	Date	**30.07.25**
Dwg no.	**BCS11_pe**	Rev.	**A**
Author	**ZC**	Checker	
Scale	**1:100 at A3**		
Status	PLANNING	Office	**Romsey**
Client ref.			

thrive. architects

A1

Romsey Office
Building 300, The Grange,
Romsey Road,
Michelmersh, Romsey,
Hampshire, SO51 0AE
T:01794 367703 F:01794 367276

Portishead Office
Unit 5, Middle Bridge Business Park
Bristol Road,
Portishead,
Bristol, BS20 6PN
T:01275 407000 F:01794 367276

www.thrivearchitects.co.uk

This drawing is the copyright of Thrive Architects Ltd ©. All rights reserved. Ordnance Survey Data © Crown Copyright. All rights reserved. Licence No. 100007359. DO NOT scale from this drawing. Contractors, Sub contractors and suppliers are to check all relevant dimensions and levels of the site and building before commencing any shop drawings or building work. Any discrepancies should be recorded to the Architect. Where applicable this drawing is to be read in conjunction with the Consultants' drawings.

Rev	Description	Date	Au	Ch
A	Planning Issue	17.12.21	FK	VL
A1	Tile hanging shown on plot 204.	14.01.22	FK	VL
A2	Tile hanging shown all round on plots 211, 237,238,239,240,242,244,245,301. Tile Hanging removed from plot 210.	25.03.22	FK	
B	Updated to suit current layout.	20.05.22	FK	VL
B1	HT.EMA44 Updated tile hanging details, and Material options.	31.08.22	FK	VL
B2	Material Key updated.	09.11.22	FK	VL
C	Materials updated to suit current planning layout.	23.11.22	FK	VL
C1	Plot 360 changed to EMT47.	19.12.22	FK	VL
C2	Base layout updated Personnel door locations adjusted for plot 58 and 62, parking numbers adjusted for plot 189,190,57,58,62.	21.07.23	ZC	
C3	Base layout updated in acc with latest engineering base received from the client	31.01.24	ZC	
D	Updated to match latest site layout. Materials updated to suit.	20.06.24	CJB	
E	Flat block B bin store moved	15.07.24	ZN	
E1	Plots 226-23 wall material updated.	07.08.24	ZN	
F	Base layout updated to OSL01 C1.4	7.10.24	ZN	
G	Base layout updated to OSL01 C4	06.08.24	ZN	
H	Roof of flat block M2 adjusted	25.10.24	ZC	
	Red Line added for S73 application	03.12.25	ZC	

Project	**Canford Park, Poole**				
Drawing	**Dwelling Boundary Material Layout**				
Client	**TAYLOR WIMPEY (SOUTHERN)**				
Job no.	**TAYL190304**			Date	**02.08.21**
Dwg no.	**DBML01**			Rev.	**H**
Author	**FK**	Checked	**VL**	Scale	**1:1000 at A1**
Status	PLANNING			Office	**Romsey**
Client ref.					

thrive. architects